

2016-2017  
**Achievements and Trends**  
Master of Public Administration

***Mission: We prepare recent college graduates and new professionals to make a difference through careers in public service in a wide array of settings.***

West Virginia University

# 2016-2017 MPA Achievements

---

**Dr. Margaret Stout** was named Outstanding Community Development Educator Award by the Community Development Society, and awarded Excellence in Civic Engagement Outstanding Faculty Award

**Dr. Chris Plein and Dr. Maja Holmes**, guided MPA students to complete eight (8) public service projects for the MPA Capstone Seminar for the following organizations: 1) Mountain Line Transit, 2) Community Leadership Academy, 3) WV Preservation Alliance, 4) MVA Health, 5) Brownfields Assistance Center, 6) Philanthropy WV, and 7) WV Fire Extension Service.

**Dr. Karen Kunz** organized Success in the Classroom Hack-a-Thon sponsored by the Rockefeller School of Policy and Politics and MITRE.

**Michelle Sloane**, MPA student, awarded the inaugural Rockefeller Scholarship for Leadership in Public Service for her work with community of Fairmont, WV and the historical site of the Dunbar School.

---





# MPA Student Trends

# Student Enrollment Profile

## Fall 2017

Total Enrollment 56 Students	Number of Students	Percentage of Total Enrollment
Female	28	50%
Male	28	50%
Represent Diversity	15	27%
West Virginia Resident	39	70%
Domestic Non-West Virginia Resident	15	27%
International Resident	2	3%
Graduate of WVU	39	70%
Graduate of other WV College	6	11%
Graduate of non-West Virginia College	11	20%
AmeriCorps, VISTA or Peace Corps Experience	5	9%



# Graduation Rate

---

Initially Enrolled in 2011-2012	Graduated in 2 years	Graduated in 3 years	Graduated in 4 years
31	25	31	31

**MPA Students can complete the program in 4 semesters.**

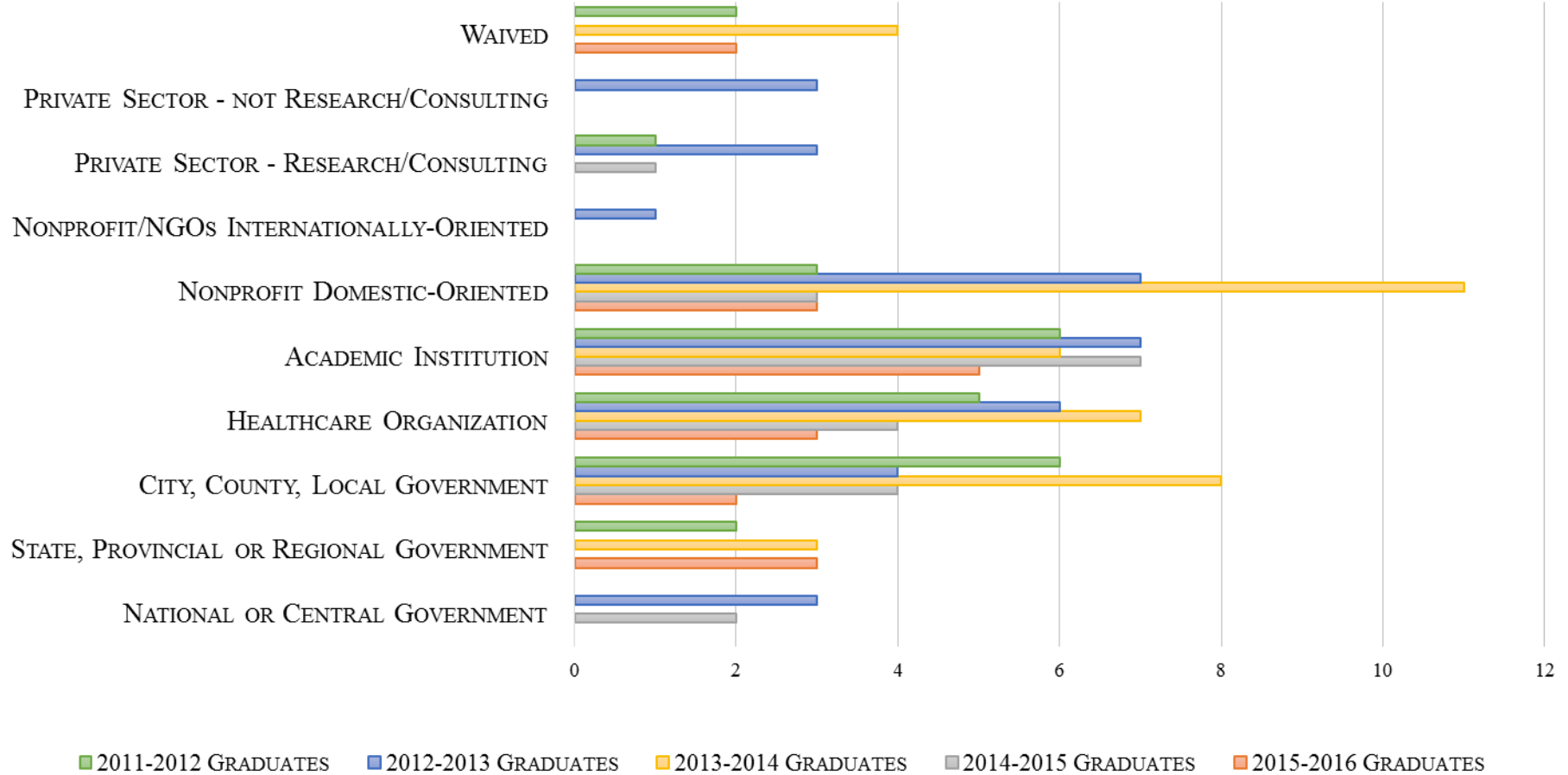
**Dual degree or part-time students may take longer to complete the program.**

---



# Internship Placements By Sector

## 2011-2016 by Graduate Year



# Internship Placement Examples

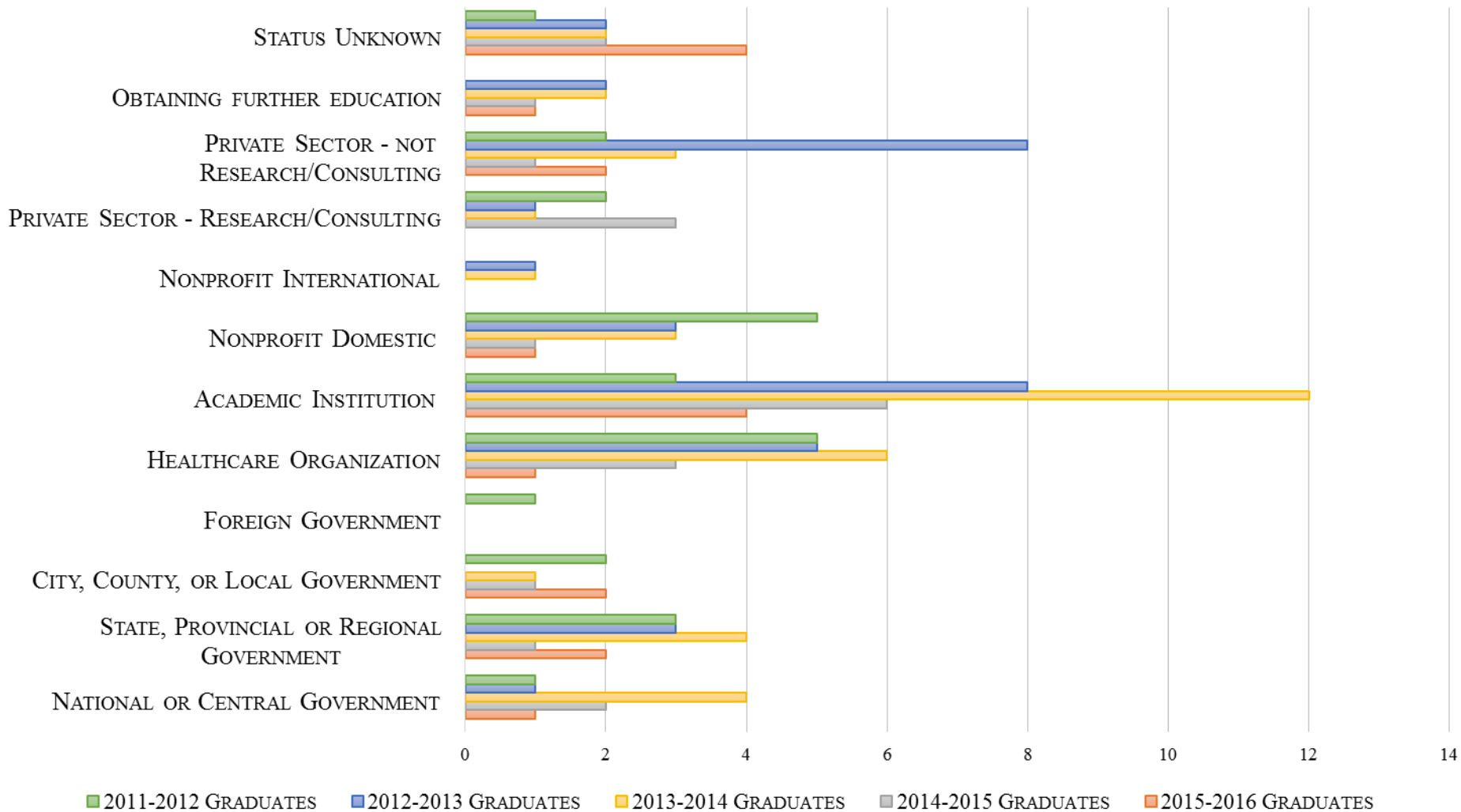
## 2015-2016 Graduates

---

- ▶ Local Government
  - ▶ City of Morgantown
  - ▶ Fayette County Prosecutor Office
- ▶ State Government
  - ▶ WVU Extension Service
  - ▶ WV Department of Commerce
- ▶ Federal Government
  - ▶ U.S. Veterans Administration
- ▶ Nonprofit Organizations
  - ▶ WV Children's Discovery Museum
  - ▶ WV Center for Budget and Polic
- ▶ Healthcare Organizations
  - ▶ Genesis Healthcare
  - ▶ Chestnut Ridge Hospital



# Post-Graduate Employment by Sector 2011-2015 by Graduate Year





# Post Graduate Employment Examples

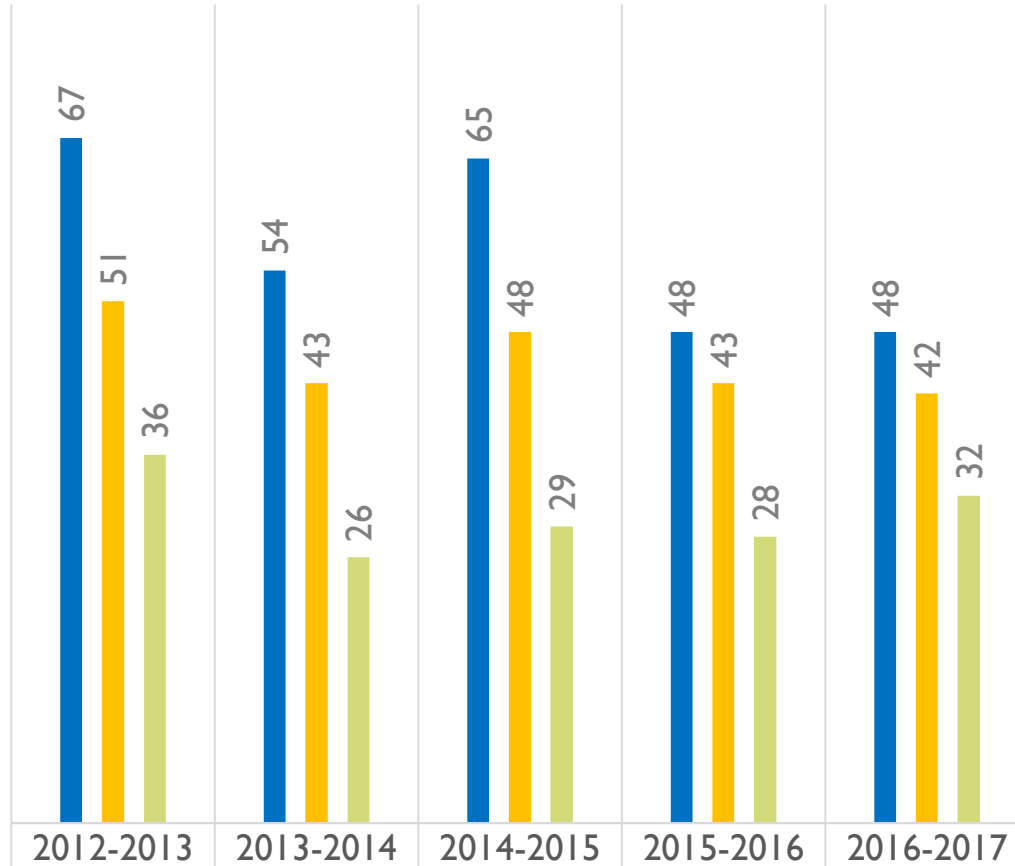
## 2015-2016 Graduates

---

- ▶ City/County Local
  - ▶ City of Flint Michigan
  - ▶ Fayette County, WV
- ▶ State Government
  - ▶ WVU Office of the Registrar
  - ▶ WV Higher Education Policy Commission
- ▶ Nonprofit Organizations
  - ▶ Heritage Museum Cape Cod, MA
  - ▶ WVU Foundation
- ▶ Healthcare Organizations
  - ▶ Genesis Healthcare



# Applications, Admission, and Enrollment 2011-2016 Trends



**5 Year Annual Mean**  
 56 Applicants  
 45 Admitted  
 30 New Enrollees

■ Applications	67	54	65	48	48
■ Admissions	51	43	48	43	42
■ New Enrollees	36	26	29	28	32



# Enrollment and Graduates 2011-2016 Trends

**5 Year Annual Mean**  
69 Students enrolled  
28 Graduates

